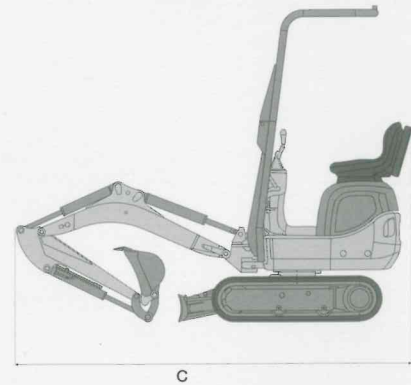
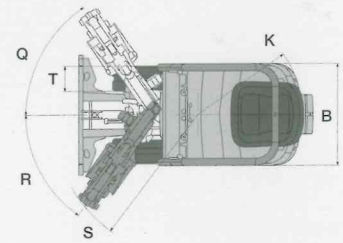
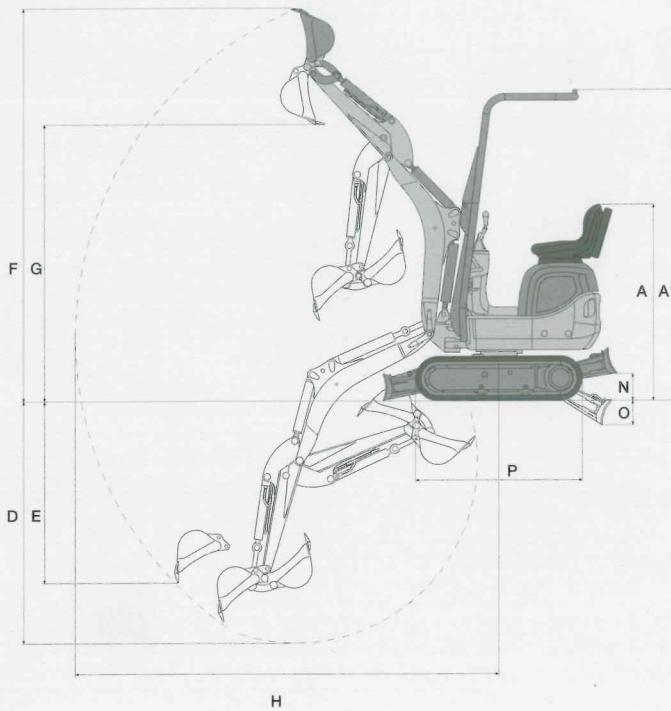


803



DIMENSIONS

803

A	Height	1427 mm
A*	Height	2261 mm
B	Superstructure width Running gear width retracted/extended	730 mm 700 / 860 mm
C	Transport length (arm lowered)	2828 mm
D	Max. digging depth	1763 mm
E	Max. vertical cut-in depth	1320 mm
F	Max. cut-in height	2857 mm
G	Max. dumping height	2012 mm
H	Max. excavation radius Max. reach on the ground	3090 mm 3028 mm
K	Tail swivel radius Max. arm backset (from centre bucket right side) Max. arm backset (from centre bucket left side)	747 mm 245 mm 283 mm
N	Max. lifting height (bulldozer blade above plane)	194 mm
O	Max. poking depth (bulldozer blade above plane)	178 mm
P	Running gear length	1220 mm
Q	Max. pivot angle (arm system to right)	56°
R	Max. pivot angle (arm system to left)	55°
S	Min. arm pivot radius	1039 mm
T	Track width	180 mm